








Care, maintenance, service, cleaning, and storage of titration electrodes

Electrode	pH combination electrodes with aqueous liquid electrolyte and platinum diaphragm	pH combination electrodes with gel electrolyte and ceramic diaphragm	pH combination electrodes with non-aqueous electrolytes and ground-joint diaphragm	Pt/Ag titration electrodes with pH glass electrode as reference system (RG)	Pt/Ag combination electrodes with aqueous liquid electrolyte and platinum diaphragm	Pt double platinum electrodes	ISE and other electrodes
Electrode type	N 62 A 162 2M-DIN-ID A 162 IDS SCPpH-A120MF SCPpHT-A170MF-3M-DIN-N SCPpHT-A170MF-3M-IDS N 5900 A SCPpH-MIC-AMF SCPpHT-MIC-AMF-3M-DIN-N SCPpHT-MIC-AMF-3M-IDS	A 7780 A 7780 NTC30 DIN N A 7780 1M-DIN-ID A 7780 IDS	N 6480 eth N 6480 ETH 2M-DIN-ID N 6480 eis	Ag 62 RG AgCl 62 RG AgS 62 RG Ag 62 IDS	AgCl 62 Ag 62 IDS Ag 62 IDS Pt 62 Pt 61 Pt 5901	Pt 1200 Pt 1400 KF 1100 KF 1150	TEN 1100 Ca 1100 PLH Cu 1100 PLH F 1100 PLH
							
Electrolyte refilling solution	KCl 3 mol/l (L 3008, L 3004, L 300)	N/A	LiCl/Ethanol L 5034, LiCl/ acetic acid L 5014	N/A	Pt electrodes: KCl 3 mol/l (L 3008, L 3004, L 300)	N/A	N/A
Storage	In electrolyte or storage solution. Storage between 0 - 40 °C	In electrolyte or storage solution. Storage between 0 - 40 °C	In electrolyte solution. Storage between 0 - 40 °C	In water. Storage between 0 - 40 °C	Ag electrodes: KNO ₃ 2 mol/l + 10 ⁻³ mol/l KCl (L 2114). In electrolyte solution. Storage between 0 - 40 °C	Dry	Dry. Storage between 0 - 40 °C
Storage solution	L 9114	L 9114 or electrolyte solution	Electrolyte solution	Distilled or deionized water	Electrolyte solution	N/A	N/A
Cleaning instructions	Carefully wipe off deposits on the glass membrane with a damp cloth. Rinse fats/oils with alcohol or water containing detergent. Remove proteins with a hydrochloric acid pepsin solution. Then always rinse with distilled/deionized water.	Carefully wipe off deposits on the glass membrane with a damp cloth. Rinse fats/oils with alcohol or water containing detergent. Remove proteins with a hydrochloric acid pepsin solution. Then always rinse with distilled/deionized water.	Carefully wipe off deposits on the glass membrane with a damp cloth. Rinse fats/oils with alcohol, suitable >solvent or water containing dishwashing detergent. Remove proteins with a hydrochloric acid pepsin solution. Then always rinse with distilled/deionized water. Carefully lift the ground joint and allow electrolyte to run out.	Carefully wipe off deposits on the glass membrane with a damp cloth. Rinse fats/oils with alcohol or water containing detergent. Remove proteins with a hydrochloric acid pepsin solution. Then always rinse with distilled/deionized water.	Wipe off deposits on the metal sensor with a damp cloth. Rinse fats/oils with alcohol, suitable >solvent or water containing dishwashing detergent. Remove proteins with a hydrochloric acid pepsin solution or strong acid. Blank Ag and Pt electrodes can also be cleaned with an abrasive agent. Afterwards, always rinse with distilled/deionized water.	Wipe off deposits on the metal sensor with a damp cloth. Rinse fats/oils with alcohol, suitable >solvent or water containing dishwashing detergent. Remove proteins with a hydrochloric acid pepsin solution or strong acid. The Pt pins can also be cleaned with an abrasive agent. Afterwards, always rinse with distilled/deionized water.	Clean the electrodes with PVC membrane (TEN, Ca 1100) with aqueous solution.
Miscellaneous	Carefully wipe off deposits on the glass membrane with a damp cloth.		Always remove silicone transport lock before use.	Never grind the metal sensor ring.			Never clean the TEN 1100 and Ca 1100 PLH with alcoholic solution.